



**QUALITY FOCUSED.  
RESULTS BASED.**








# CO-FOUNDERS OF GREENPLANET NUTRIENTS

Pacific Northwest Garden Supply Ltd was started in 1993 with one store in Surrey B.C. by Steven Betts. Previously working in the hydroponics industry Steven had a strong desire to learn and sell hydroponic equipment as well as support urban agriculture.

With the location and timing ripe for growth, Steven brought on his first partner Justin Cooper to help him with the original location. It was here, at their first store where they saw a gap within the market to produce the world's finest nutrients. Inspired from the place we call home, the pacific northwest has been an inspiration and a home for the craft growers over the years. It is here where we've been fortunate to be apart of a thriving community of like-minded individuals with the sole purpose to bring out the best from one another to cultivate a greener, cleaner future.

“ *From the hydro store, we saw the need for better fertilizer and it was from these humble beginnings that we evolved into manufacturing of our own nutrients.* ”

STEVEN BETTS



“ *We're passionate about sourcing the purest, cleanest water, using the highest quality materials, ensuring that the environment is protected and improving the lives of the people who grow with us.* ”

JUSTIN COOPER



# TABLE OF CONTENTS

05 [Get to Know Our Icons](#)

## 0 BASE NUTRIENTS

---

07 *1 Part Medi One*  
08 *2 Part Dual Fuel 1 & 2*  
09 *3 Part GP3 Bloom*  
10 *3 Part GP3 Grow*  
11 *3 Part GP3 Micro*  
12 Backcountry Blend Grow  
13 Backcountry Blend Bloom

## 0+ ADDITIVES & SUPPLEMENTS

---

15 Backcountry Blend Boost  
16 Budbooster  
17 Horti rawK  
18 GPF  
19 GPH  
20 Karbo Boost  
21 Liquid Weight  
22 Massive  
23 Ocean Magic  
24 PK Spike  
25 Pro Cal  
26 Rezin  
27 Root Builder  
28 Vitathrive

## 0 MAINTENANCE

---

30 pH Down  
31 pH Up

## 0- STARTER KITS

---

33 *1 Part Medi One Starter Kit*  
34 *2 Part Dual Fuel Starter Kit*  
35 *3 Part GP3 Starter Kit*

## 0 INDEX

---

36 Nutrient Feed Programs  
37 Product list by Alphabetical Order

# GET TO KNOW OUR ICONS

We've made it simple for you to find the right Green Planet Nutrient product by creating our very own iconography system. **Whether you want to increase yields, aroma or pH levels, we have a product for you.**

## TYPE OF NUTRIENT

---

### Dry Fertilizer

This fertilizer is completely made of natural materials, such as compost and manure, which are left to dry into a solid form and then used in gardens or fields.

### Liquid Fertilizer

The fertilizer is produced in a liquid form from completely natural raw materials that deliver readily available nutrients to your plants

### Base Nutrient

The most essential icon, as it represents the foundation of a plant's diet. Base nutrients provide all the necessary elements for plant growth such as Nitrogen, Phosphorus, Potassium, Calcium, Magnesium, Iron, Manganese, Zinc, Sulfur, and several other minor elements.

### Additive Nutrient

This icon means that this particular product can be added to a plants diet to optimize performance in a specified area such as aroma or bloom.

### Maintenance

Some of our products specialize in maintaining or preserving a particular area in a plant's life cycle, such as pH levels.

### Starter Kits

Our starter kits are a great taster of what GreenPlanet Nutrients feed programs can do.

## PLANT STAGE

---

### Vegetative Stage

When you see this icon on one of our products, you'll know that you can use it during the vegetative stage of your plant to ensure the growth & development.

### Flowering Stage

GreenPlanet bottles with this icon mean that this product is ideal to use during the flowering stage, which helps the yield of your flower sets, vegetables, and fruits.

## FOR USE IN

---



Outdoor cultivation



Hydroponics systems



Drain-to-waste systems



Recirculating systems



Soil and soilless mixes



Foliar application



# ***BASE NUTRIENTS***

This icon represents the foundation of a plant's diet. Base nutrients provide all the necessary elements for plant growth such as Nitrogen, Phosphorus, Potassium, Calcium, Magnesium, Iron, Manganese, Zinc, Sulfur, and several other minor elements.

4 - 3 - 3

# 1 PART **MEDI ONE**

- BASE NUTRIENT
- VEGETATIVE STAGE
- FLOWERING STAGE
- LIQUID FERTILIZER

## FOR USE IN



## WHAT IT IS

Medi One is our 1-part base nutrient system formulated with readily available macro and microelements certified for organic use. Expect vigorous vegetative growth and vibrant floral production with only one bottle. This is the base for the Medi One Feed Program.

## HOW IT WORKS

Medi One is our complete 1-part base nutrient formulated for the medical grower. It is a fully balanced blend of all-natural ingredients that produce vigorous growth in the vegetative stage and resinous aromatic flora production in the flowering stage. Our formula contains hydrolyzed fish soluble extracts that are slowly steamed to preserve the amino acids. This is blended with mined potassium sulphate to provide additional nitrogen (N), phosphorus (P), and potassium (K). These ingredients increase microbial activity in the grow medium, which helps the plant break down larger organic particles into a size that the plant can easily uptake and use. All of the components within Medi One are carefully assembled to make sure they form a complete and cohesive nutrient source that provides everything the plant needs in all stages of growth.

## HOW TO USE IT

Shake bottle well prior to use. Apply the product at a rate of 1-5 ml/L (4-19 ml/Gal) of water twice per week. Adjust pH to the desired levels. Refer to the Medi One Feed Program for application rates during each week of plant growth.

*For optimal results follow the Medi One Feeding Program during the plant's entire life cycle.*





1: 5 - 0 - 1    2: 0 - 3 - 6

## 2 PART **DUAL FUEL**

- **BASE NUTRIENT**
- 🌱 **VEGETATIVE STAGE**
- 🌸 **FLOWERING STAGE**
- 🌿 **LIQUID FERTILIZER**

### FOR USE IN



### WHAT IT IS

Dual Fuel is a 2 part base nutrient that is easy and simple to use. Whether you're a novice or master grower, Dual Fuel can be tailored to the demands of your grow. This is the base for the Dual Fuel Feed Program.

### HOW IT WORKS

Dual Fuel is a 2-part formula that provides the nitrogen (N), phosphorus (P), potassium (K) and a combination of secondary micronutrients a plant needs at its various stages of growth. Both bottles are used in a 1:1 ratio throughout the entire crop cycle, making it ideal for commercial growers with injector systems and novice growers wanting to bring more simplicity to their grow. Less is more with this highly concentrated formula which reduces the volume of nutrients needed to finish a crop. Together Dual Fuel 1 & 2 result in rich green leaves in the vegetative stage followed by big and beautiful blooms in the flowering stage.

**Dual Fuel 1** has higher levels of nitrogen (N) and calcium (Ca). Nitrogen is an essential element that supports basic plant functions. It also promotes vigorous, green foliage throughout the plant's life. Calcium is a secondary nutrient that promotes enzyme activities and plant cell structure.

**Dual Fuel 2** has higher levels of phosphorus (P) and potassium (K). Phosphorus plays a key role in essential functions of the plant including photosynthesis, healthy root development, and nutrient movement through the plant. Potassium aids in the conversion of phosphorus into energy that your plants can use and strengthens cell walls to support larger yields.

### HOW TO USE IT

Add Dual Fuel 1 & 2 at a rate of 0.5 – 2.5 ml/L (2-10 ml/Gal) to your nutrient reservoir.

**CAUTION:** Always mix Dual Fuel 1 & 2 into your reservoir separately. Combining Dual Fuel 1 & 2 together in undiluted form may cause nutrient lockout. Follow the Dual Fuel Feed Program for optimal results.

*For optimal results follow the Dual Fuel Feeding Program during the plant's entire life cycle.*





2 - 1 - 6

# 3 PART **GP3 GROW**

- **BASE NUTRIENT**
- **VEGETATIVE STAGE**
- **FLOWERING STAGE**
- **LIQUID FERTILIZER**

## FOR USE IN



## WHAT IT IS

GP3 Grow is an essential component of the 3 Part base nutrient system. Grow provides your plants with the optimal array of nutrients they need for the vegetative stage. Part of the GP3 Feed Program.

## HOW IT WORKS

GP3 Grow is the component of the GP3 nutrient system that provides your plants with the optimal nutrients they require in the vegetative stage of growth. This stage is when your plants develop leafy green foliage and a strong root system that will be able to support flowering sites during the bloom stage. The Grow formula contains no synthetic dyes and contains only ethically sourced ingredients to ensure your plants are getting the highest quality nutrients possible. These include nitrogen (N) and soluble potash (K<sub>2</sub>O), which plants require in large amounts to thrive. Nitrogen is vital to the process of photosynthesis and producing chlorophyll, which is responsible for green and healthy growth and increased yields. The soluble potash helps with the plant's ability to resist diseases and encourages functions that will help your plant transition into the bloom stage. When used alongside GP3 Micro and GP3 Bloom, your plants will receive the primary, secondary, micro, and macronutrients they need for a bountiful harvest.

## HOW TO USE IT

GP3 requires Grow, Micro, and Bloom for the best results. Refer to the GP3 Feed Program for application rates during each stage of plant growth. Mix each product individually into the reservoir, check the PPM, pH and adjust accordingly.

**CAUTION:** Combining GP3 components together in an undiluted form may cause nutrient lockout. Always mix into the reservoir separately. Follow the GP3 Feed Program for the best results.

*For optimal results follow the GP3 Feeding Program during the plant's entire life cycle.*



0 - 5 - 4

# 3 PART **GP3 BLOOM**

- **BASE NUTRIENT**
- 🌱 **VEGETATIVE STAGE**
- 🌸 **FLOWERING STAGE**
- 💧 **LIQUID FERTILIZER**

## FOR USE IN



## WHAT IT IS

GP3 Bloom is an essential component of our 3-part base nutrient system and provides your plants with the optimal array of nutrients they need for the bloom stage. GP3 Bloom is part of the GP3 Feed Program.

## HOW IT WORKS

GP3 Bloom is the component of the GP3 nutrient system that provides your plants with the right nutrients they need in the flowering stage of growth. This stage is when your plants start to fruit and produce flowers up until it is time for harvest. But in order to maximize their yields, they need the right formula. The Bloom formula contains no synthetic dyes and contains only ethically sourced ingredients to ensure your plants are getting the highest quality nutrients possible. These include high amounts of phosphorous (P) and potassium (K), which plants require to thrive while flowering. Phosphorous is vital for essential plant functions and flower formation to deliver larger yields. Potassium helps convert phosphorous into energy your plant can use and strengthens cell walls to support heavy flowers. When used alongside GP3 Micro and GP3 Grow, your plants will receive the primary, secondary, micro, and macronutrients they need for a bountiful harvest.

## HOW TO USE IT

GP3 requires Grow, Micro, and Bloom for the best results. Refer to the GP3 Feed Program for application rates during each stage of plant growth. Mix each product individually into the reservoir, check the PPM, pH and adjust accordingly.

**CAUTION:** Combining GP3 components together in an undiluted form may cause nutrient lockout. Always mix into the reservoir separately. Follow the GP3 Feed Program for the best results.

*For optimal results follow the GP3 Feeding Program during the plant's entire life cycle.*



5 - 0 - 1

## 3 PART **GP3 MICRO**

- **BASE NUTRIENT**
- **VEGETATIVE STAGE**
- **FLOWERING STAGE**
- **LIQUID FERTILIZER**

### FOR USE IN



### WHAT IT IS

GP3 Micro is an essential component of the 3 part base nutrient system. Micro provides your plants with the optimal array of micronutrients they need during the vegetative & flowering stage. Part of the GP3 Feed Program.

### HOW IT WORKS

GP3 Micro is the component of the GP3 nutrient system that provides your plants with the essential and supplemental nutrients they need in the grow and bloom stages of growth. Our Micro formula contains ethically sourced ingredients, no synthetic dyes, and features an extensive range of guaranteed micronutrients to ensure your plants are getting the highest quality food possible. These include necessary elements such as iron (Fe), boron (B) and calcium (Ca), all of which benefit the plant throughout its entire life cycle. Iron is necessary for a plant's enzymes to function and helps chlorophyll synthesize. Boron improves the structural integrity of cell walls, which keeps stems, stalks, and branches robust and healthy. Calcium plays a major role in the development of rigid cell walls that can support large yields. The stronger cell walls also boost your plant's immunity to diseases and stress. When used alongside GP3 Grow and GP3 Bloom, your plants will receive the primary, secondary, micro, and macronutrients they need for a bountiful harvest.

### HOW TO USE IT

GP3 requires Grow, Micro, and Bloom for the best results. Refer to the GP3 Feed Program for application rates during each stage of plant growth. Mix each product individually into the reservoir, check the PPM, pH and adjust accordingly.

**CAUTION:** Combining GP3 components together in an undiluted form may cause nutrient lockout. Always mix into the reservoir separately. Follow the GP3 Feed Program for the best results.

*For optimal results follow the GP3 Feeding Program during the plant's entire life cycle.*





16 - 10 - 8

# BACKCOUNTRY BLEND GROW

- BASE NUTRIENT
- 🌱 VEGETATIVE STAGE
- 🌿 DRY FERTILIZER

## FOR USE IN



## WHAT IT IS

Backcountry Blend Grow is a controlled release granular base nutrient. It can easily be applied to soil to provide your plants with the most ideal array of nutrients for the vegetative stage. Backcountry Blend Grow is part of the Backcountry Blend Outdoor Feed Program.

## HOW IT WORKS

Backcountry Blend Grow contains a carefully selected blend of nitrogen (N), phosphorus (P), potassium (K), and calcium (Ca) that are measured specifically for the vegetative stage. Our Grow formula includes two sources of nitrogen which is crucial in the vegetative stage. Nitrogen is vital as it plays a major role in a plant's ability to perform photosynthesis. It also promotes vigorous plant growth and dark green foliage. The granular form allows for a controlled release of nutrients to the plant to avoid burning and overfeeding. It can either be applied by top-dress application or be mixed throughout the soil. The low application rate makes feeding simple by only requiring application every 3-5 weeks so you can focus on tending to your plants to get the best results possible.

## HOW TO USE IT

Apply Backcountry Blend Grow at a rate of 0.5 - 1 tsp per 1 foot of plant height every 4 weeks during the vegetative period of growth.

*For optimal results follow the Backcountry Blend Outdoor Feeding Program during the plant's entire life cycle.*



8 - 12 - 16

# BACKCOUNTRY BLEND BLOOM

- BASE NUTRIENT
- ☼ FLOWERING STAGE
- ☼ DRY FERTILIZER

## FOR USE IN



## WHAT IT IS

Backcountry Blend Bloom is a controlled release granular base nutrient. It can easily be applied to soil to provide your plants with the most ideal array of nutrients for the flowering stage. Backcountry Blend Bloom is part of the Backcountry Blend Outdoor Feed Program.

## HOW IT WORKS

Backcountry Blend Bloom contains a full spectrum of nitrogen (N), phosphorus (P), potassium (K), and calcium (Ca) that are measured specifically for the flowering stage. The Bloom formula includes higher levels of phosphorus (P) and potassium (K) that plants require during the flowering stage. Phosphorus plays a key role in essential functions of the plant such as photosynthesis, transfer of energy, and nutrient movement through the plant. Potassium aids in the conversion of phosphorus into energy your plants can use and strengthens cell walls to support larger yields. It can either be applied by top-dress application or be mixed throughout the soil. The low application rate makes feeding simple by only requiring application every 3-5 weeks so you can focus on tending to your plants to get the best results possible.

## HOW TO USE IT

Apply Backcountry Blend Bloom at a rate of 0.5 - 1 tsp per 1 foot of plant height every 4 weeks during the flowering period. Stop feed 4 weeks before harvest.

*For optimal results follow the Backcountry Blend Outdoor Feeding Program during the plant's entire life cycle.*





# ADDITIVE & SUPPLEMENTS

This icon means that this particular product can be added to a plants diet to optimize performance in a specified area such as aroma or bloom.



0 - 18 - 19

# BACKCOUNTRY BLEND BOOST

- + ADDITIVE NUTRIENT
- 🌸 FLOWERING STAGE
- 🌱 DRY FERTILIZER

## FOR USE IN



## WHAT IT IS

Backcountry Blend Boost is a controlled release granular bloom additive. It can easily be applied to soil to provide your plants with a boost of PK during the flowering stage. Backcountry Blend Boost is part of the Backcountry Blend Outdoor Feed Program.

## HOW DOES IT WORK?

Backcountry Blend Boost is designed to be used in conjunction with Backcountry Blend Bloom during the flowering stage. Boost provides your outdoor plants with an extra dosage of phosphorus (P), potassium (K), and calcium (Ca), as well as an addition of humic acid. Phosphorus and potassium are vital elements that aid in the development of flowers and the movement of nutrients through the plant. Calcium plays a major role in cell wall composition and also helps maintain chemical balances in the soil. Humic acid aids in the movement of nutrients through the grow medium, making them easier for the plant to absorb. These added benefits improve overall yields, floral development, colour, and aroma. This formula is designed to be top-dressed 3-4 weeks into the flowering stage.

## HOW TO USE IT?

Apply 0.5 tsp of Backcountry Blend Boost per 1 foot of plant height every 4 weeks between feedings of Backcountry Blend Bloom for the duration of the flowering period. Stop feed 4 weeks before harvest.

*For optimal results follow the Backcountry Feeding Program during the plant's entire life cycle.*



1 - 50 - 30

# BUD BOOSTER

- + ADDITIVE NUTRIENT
- 🌸 FLOWERING STAGE
- 🌱 DRY FERTILIZER

## FOR USE IN



## WHAT IT IS

Bud Booster is a specialty flowering additive used in conjunction with your regular fertilizer program. It helps promote blooming and assists in the plant's metabolism during the flowering stage.

## HOW DOES IT WORK?

Bud Booster is our original powdered bloom additive that delivers high amounts of phosphorus (P) and potassium (K) to your plants. Phosphorus promotes flower formation and increases overall yields during the flowering stage. Added phosphorous will also aid with photosynthesis and the plant's ability to uptake nutrients. Potassium helps improve the quality of your plant's flowers and starch production. Bud Booster also contains added boron (B) and nitrogen (N). Boron aids the plant's transport of sugars and the development of a healthier flower. Nitrogen plays a major role in basic plant functions, such as photosynthesis, that go into maintaining higher yields. All this results in an increase in flower mass and overall size to deliver an impressive crop yield. Bud Booster is a great choice for entry-level growers looking to introduce a flowering additive into their feed program.

## HOW TO USE IT?

Use at a rate of 6 grams per 20 litres (1 teaspoon per 5 gallons) when buds are forming and continue with every fertilizer application during the blooming cycle. Stop using in the last week of flowering.

*For optimal results follow the Bud Booster Application Rates during the plant's entire life cycle.*



0 - 0 - 62

# HORTI rawK

- + ADDITIVE NUTRIENT
- 🌸 FLOWERING STAGE
- 🌱 DRY FERTILIZER

## FOR USE IN



## WHAT IT IS

Horti rawK is a flowering additive with a specially formulated blend of potassium, which can be used separately from your regular feeding program. It is designed to maximize mass and bulk flowers during the bloom stage.

## HOW DOES IT WORK?

Horti rawK is a one of a kind flowering additive that gives your plants a large dose of potassium (K) during heavy fruiting and flowering. Plants lacking in potassium during the later stages of bloom will produce airy and loose flowers. By introducing a 0-0-62 straight potassium formula, Horti rawK ensures you get maximum weight out of your flowers when it comes time to harvest. The results come from the key role potassium plays in the development of flowering plants. Potassium is responsible for sugar production and the plant's ability to store the energy needed for flower development. It also increases the strength of the plant at a cellular level and helps produce sturdy stems to support larger flower sites. These benefits make Horti rawK a must-use for growers looking to get the most out of their flowers in time for harvest.

## HOW TO USE IT?

Soil Application: Use 1-2 g/1 L (4-8 g/1 Gal) of water once a week. Use in the last 3 weeks of flowering, allowing at least one week of flush. Use with water only.

Hydroponic Application: Flush nutrient reservoir of existing solution. Add 1-2 g/1L (4-8 g/1 Gal) of water. Circulate for 48 hours. Flush then replace with fresh nutrient solution. Repeat the following week allowing at least one week of flush.

*For optimal results follow the Horti rawK Application Rates during the plant's entire life cycle.*





0 - 1 - 1

# GPF

- + ADDITIVE NUTRIENT
- VEGETATIVE STAGE
- FLOWERING STAGE
- LIQUID FERTILIZER

## FOR USE IN

### WHAT IT IS

GPF Uptake is a water-soluble low molecular weight humic acid supplement that promotes the uptake of macro and micronutrients, plant health, vitality, and overall productivity of your garden.

### HOW DOES IT WORK?

GPF Uptake is a water-soluble formula of low molecular weight humic acid that benefits the plant during the entire growth cycle. One of the most important functions of GPF Uptake is its ability to help with the uptake of macro and micronutrients that would otherwise be inaccessible to your plants. Low molecular weight humic acid's natural ability to chelate nutrients means larger molecules become mobile and available to the plant. Once absorbed, it continues to help transport the nutrients to the parts of the plant where they are needed most. The added humic acid ensures plants retain and fully utilize the nutrients you are feeding with. GPF Uptake can also benefit as a foliar spray application. When applied as a foliar spray, it can increase the number of budding sites on a flowering plant, promote sturdier stalks, and overall plant structure. You can expect impressive and healthy yields when you add GPF Uptake to your feed regime.

### HOW TO USE IT?

For optimum results, use each time you water or fertilize in conjunction with your regular feeding schedule at a rate of 5ml/L (19ml/Gal). It can also be used as a foliar application at the same rate.

*For optimal results follow the GPF Application Rates during the plant's entire life cycle.*



0 - 0 - 1

# GPH

- + ADDITIVE NUTRIENT
- VEGETATIVE STAGE
- FLOWERING STAGE
- LIQUID FERTILIZER

## FOR USE IN



## WHAT IT IS

GPH Uptake is a liquid humic acid supplement that greatly improves the availability and uptake of nutrients from the soil. It promotes a healthy and active root zone throughout all stages of growth.

## HOW DOES IT WORK?

GPH Uptake is a soluble formula of humic acid that aids the plant with nutrient uptake throughout its entire life cycle. Humic acid acts as a chelator, and when added, will improve your soil's ability to hold onto nutrients. This means your grow medium is retaining any added nutrients until your plant is ready to use them. Once they are ready to be used, humic acid's chelating properties turn the nutrients into a form that is easy to uptake by the plant. As a result, essential immobile micronutrients, such as calcium, become easier to absorb by the plant. Humic acid also promotes mycorrhizal fungi colonization in the plant's rhizosphere. Mycorrhiza allows the plant to take full advantage of the nutrients found in the root zone that would otherwise be inaccessible. This boosts the plant's ability to produce vigorous green growth in the vegetative stage and impressive yields during the flowering stage.

## HOW TO USE IT?

For optimum results, use each time you water or fertilizer in conjunction with your regular feeding schedule at a rate of 5 ml/L (19 ml/Gal). For plants growing hydroponically, use GPH Uptake.

*For optimal results follow the GPH Application Rates during the plant's entire life cycle.*



# KARBO BOOST

- + ADDITIVE NUTRIENT
- 🌻 FLOWERING STAGE
- 🌱 DRY FERTILIZER

## FOR USE IN



## WHAT IT IS

Karbo Boost is a powdered supplement that delivers an added source of carbohydrates for microbial life during the flowering stage. This encourages the rapid expansion of beneficial microbe colonies in the grow medium.

## HOW DOES IT WORK?

Carbohydrates supply microbes with a vital source of food they need to thrive in the root zone of your plants. Our formula uses naturally occurring carbohydrates to ensure your plants are getting an added clean source of energy to support heavy fruiting. An added source of carbohydrates is important during the flowering stage to ensure microbes can help your plants uptake the nutrients they need to produce a healthy and aromatic crop. These microorganisms can help break down larger elements into simple chemical components that are easier for your plant to uptake and absorb. Healthy microbial life in the rhizosphere not only helps mobilize nutrients, but it also benefits water and oxygen absorption in the root zone for faster and stronger growth. The end result is a significant increase in flower weight, taste, and overall yield.

## HOW TO USE IT?

Dissolve 1 oz (30 g) of Karbo Boost into 25 gallons of water. Use every watering throughout the flowering cycle.

*For optimal results follow the Karbo Boost Application Rates during the plant's entire life cycle.*





# LIQUID WEIGHT

- + ADDITIVE NUTRIENT
- 🌸 FLOWERING STAGE
- 🌱 LIQUID FERTILIZER

## FOR USE IN



## WHAT IT IS

Liquid Weight is a supplement blend of simple and complex carbohydrates that support the plant and beneficial microbial life in the root zone. This leads to an increase in the absorption of essential nutrients that help develop impressive aromatic flowers and fruits.

## HOW DOES IT WORK?

Liquid Weight is an expansive blend of carbohydrates that the plant and beneficial microbes utilize as a food source. Flowering plants tend to expend an enormous amount of energy to produce floral sites and fruiting bodies. By supplying a readily available food source of carbohydrates, the plant can focus its energy on flowering and essential oil production instead of taxing itself trying to produce food. Introducing carbohydrates via the root zone will benefit microbes that expand the root zone's ability to absorb nutrients and other vital fluids. Beneficial microbes do this by bonding with the plant's roots to break down larger elements into simple chemical components that are easier for the plant to uptake and absorb. This translates to increased yields in both mass and quality.

## HOW TO USE IT?

Mix 1 ml/L (4 ml/Gal) of water for every watering through the flowering cycle.

*For optimal results follow the Liquid Weight Application Rates during the plant's entire life cycle.*





1 - 2 - 3

# MASSIVE

- + ADDITIVE NUTRIENT
- 🌸 FLOWERING STAGE
- 🌱 LIQUID FERTILIZER

## FOR USE IN



## WHAT IT IS

Massive Bloom Formulation is our premier flowering additive formulated with all of the necessary macro and microelements required to achieve an increase in flower size, as well as providing several additional beneficial properties.

## HOW DOES IT WORK?

Massive is a comprehensive bloom additive that contains a full array of the elements plants require to produce large, healthy flowers. Massive Bloom is formulated with L-form amino acids, a specially formulated vitamin profile, a unique blend of carbohydrates, a chelated mineral profile, and a combination of essential nutrients. These include phosphorus and potassium, which guarantee hefty buds in time for harvest. This formula also increases and promotes flower size, aromatics, essential oils, chlorophyll content, photosynthesis, CO<sub>2</sub> utilization, proper NPK ratios, cell expansion and content, cell wall thickness, floral components, and resistance to stressors. Furthermore, the components in Massive work aggressively to promote, as well as transport vital fluids and cell building materials to the flower sites. This creates truly impressive stacked flower clusters full of aromatic essential oils.

## HOW TO USE IT?

Add Massive at a rate of 5 ml/L (19 ml/Gal) to your nutrient reservoir for the duration of the flowering cycle. Adjust the pH as needed. At 5 ml/L (19 ml/Gal) your nutrient solution will elevate ppm levels by an additional 300-400 PPM. Be sure to lower your nutrient levels to compensate as to not experience overfeeding. Our Feed Programs take into account the extra PPM so there is no need to cut back on your nutrient strength when following the feed chart.

*For optimal results follow the Massive Bloom Application Rates during the plant's entire life cycle.*



0 - 0 - 5

# OCEAN MAGIC

- + ADDITIVE NUTRIENT
- VEGETATIVE STAGE
- FLOWERING STAGE
- LIQUID FERTILIZER

## FOR USE IN



## WHAT IT IS

Ocean Magic is a vegetative additive derived from Atlantic Sea Kelp that delivers a variety of benefits to your garden and plants. The wealth of ingredients found in Ocean Magic supports a number of functional properties such as rooting and the reduction of environmental and plant stress.

## HOW DOES IT WORK?

Ocean Magic is a natural kelp additive that is used in the vegetative stage to benefit the growth and vigour of your plants. It all starts with the naturally-derived Atlantic Sea Kelp that we use in our formula. Our kelp is cold-pressed to retain all of the vital minerals and nutrients and ensures there are no micronutrient deficiencies. It contains a wealth of nutrients, amino acids, biostimulants, and enzymes that your plant may miss out on without added kelp. When applied as a root feed, Ocean Magic will directly benefit the development of the root zone for bigger yields in the flowering stage. It will also work to improve nutrient uptake, plant vigour, as well as boost the plant's resistance from pests and diseases. Ocean Magic can also be applied as a foliar spray for these added benefits.

## HOW TO USE IT?

Shake well before use. For direct root feeding: Dilute 0.5 ml/L (2 ml/Gal) of water and soak growing medium thoroughly. For foliar feeding: Use 5 ml/L (19 ml/Gal) of water. Start spraying plants in weeks 2 to 4 of the grow stage and then once weekly for the next 2 to 3 weeks. Spray on dry leaves when no rain is expected.

*For optimal results follow the Ocean Magic Application Rates during the plant's entire life cycle.*



0 - 14 - 15

# PK SPIKE

- + ADDITIVE NUTRIENT
- 🌸 FLOWERING STAGE
- 🌱 LIQUID FERTILIZER

## FOR USE IN



## WHAT IT IS

PK Spike is our flowering supplement derived from multiple, highly soluble sources of phosphorous and potassium. This product is designed to encourage budding, help facilitate bulking, and ripening of flowering plants.

## HOW DOES IT WORK?

PK Spike is derived from several highly soluble sources of phosphorus (P) and potassium (K) to deliver high amounts of PK to flowering plants. During the flowering stage, phosphorous plays a key role in the essential functions of the plant that benefit flower formation. It helps the plant perform photosynthesis, transfer energy, and easily uptake the nutrients essential for budding. Added potassium helps convert phosphorous into energy that your plant can use and strengthens cell walls to support heavy flowers. Stronger cell walls support plant health by boosting the plant's immunity response to pathogens and attacking pests. Potassium is also responsible for tightening up airy and loose flowers that plants lacking in K develop. The result is a healthy plant that will produce your heaviest yields yet.

## HOW TO USE IT?

Add at a rate of 0.5 - 1 ml/L to your reservoir. Apply from the 2nd week of bloom every 2 weeks until 1 week before flush. Applying PK Spike at the recommended rate will deliver up to a 250 PPM boost to your plants, adjust your nutrient strength accordingly.

*For optimal results follow the PK Spike Application Rates during the plant's entire life cycle.*





2 - 0 - 0

# PRO CAL

- + ADDITIVE NUTRIENT
- VEGETATIVE STAGE
- FLOWERING STAGE
- LIQUID FERTILIZER

## FOR USE IN



## WHAT IT IS

Pro Cal is an excellent supplemental source of essential elements that plants require at all stages of growth. Our formula provides readily available calcium and magnesium, as well as iron, nitrogen, boron, and zinc to ensure your plants do not come up short when they are ready for rapid growth.

## HOW DOES IT WORK?

Plants undergo a large amount of stress and rapid assimilation of nutrients in their goal to build cell walls, produce chlorophyll, conduct photosynthesis, and perform other key plant functions. Two crucial elements your plants require for these activities are calcium (Ca) and magnesium (Mg). Calcium is an essential part of the plant's cell wall structure where it forms the glue that holds cells together, making it essential for new growth. It also improves the absorption of other nutrients by the roots and their translocation within the plant. Magnesium is the central core of the chlorophyll molecule in the green plant tissue and is essential for photosynthesis. Calcium and magnesium are not very mobile within the plant and need to be in a form that the plant can easily transport and uptake. Pro Cal solves this issue with a readily available calcium source married with extra magnesium.

## HOW TO USE IT?

Use at a rate of 1.25 ml/L (4.5 ml/Gal) of water every feeding in conjunction with your standard feeding schedule as needed.

*For optimal results follow the Pro Cal Application Rates during the plant's entire life cycle.*





# REZIN

- + ADDITIVE NUTRIENT
- 🌸 FLOWERING STAGE
- 🌱 LIQUID FERTILIZER

## FOR USE IN



## WHAT IT IS

Rezin is our flowering additive formulated to enhance the natural processes within flowering plants that produce flavour and aroma. This results in high-quality flowers come time for harvest.

## HOW DOES IT WORK?

Rezin is our aroma and flavour enhancer that was developed to greatly increase the essential oil and resin production of flowering plants. It provides a readily available source of molybdenum (Mo) and vitamin B1 to aid with plant growth. Molybdenum is a crucial micronutrient for converting nitrates into valuable forms of nitrogen and amino acids. It also helps turn inorganic phosphorus into forms the plant can easily uptake. Vitamin B1 is significant for healthy root development and may reduce plant stress while supporting essential functions. These benefits may increase the essential oil and resin content to boost the effectiveness of the plant's terpene profile, which is responsible for enhancing those desired aromas and flavours. An improved terpenoid profile will produce sticky, resinous, trichome covered flowers that are a sign of a high-quality crop. This means you will see a visual improvement on your flowers, better results when extracting, and enjoy a more complete aromatic and flavour profile. Our formula does not contain any plant growth regulators or artificial colouring and dyes to ensure a clean formula. It will also not impact the PPM/EC of your nutrient solution so you can continue to run your other nutrients at full strength. Rezin will push size, aromas, and flavours to bring out the best qualities of your flowering plants.

## HOW TO USE IT?

Apply 2 ml/L (8 ml/Gal) during the last two weeks of the vegetative cycle to prime the plant for bloom. Continue to apply at 2 ml/L (8 ml/Gal) through bloom until harvest.

*For optimal results follow the Rezin Application Rates during the plant's entire life cycle.*



# ROOT BUILDER

- + ADDITIVE NUTRIENT
- VEGETATIVE STAGE
- FLOWERING STAGE
- LIQUID FERTILIZER

## FOR USE IN



## WHAT IT IS

Root Builder is our root zone inoculant comprised of specifically selected beneficial bacillus bacteria. It promotes a healthy and active root zone at all stages of growth.

## HOW DOES IT WORK?

Root Builder is formulated with extremely active beneficial organisms that deliver an abundance of benefits to your plant's root zone. Root Builder introduces two key forms of beneficial bacteria to your grow medium: *Bacillus licheniformis* and *Bacillus subtilis*. *Bacillus licheniformis* will help break down elements so your plant can use its energy on other important plant functions, such as producing big, beautiful flowers. *Bacillus subtilis* is an extremely strong beneficial bacteria that focuses on boosting natural defences. It will also produce molecules called iturins that will target harmful microorganisms in the rhizosphere and eliminate them. Together, these organisms perform as a microbial soil amendment, which improves the conversion of organic and inorganic fertilizers into plant-available forms for more efficient nutrient uptake. This helps the plant absorb the essential nutrients it needs for vigorous foliage growth during the vegetative stage and intense fruiting during the flowering stage. Adding these beneficial bacteria will lead to an improved soil structure, retention of soil moisture, and will treat pH related issues in the grow media. All these benefits ensure your plants grow bigger roots for bigger fruits.

## HOW TO USE IT?

Apply at a rate of 1.25 ml/L (5 ml/Gal) in conjunction with your nutrient solution.

*For optimal results follow the Root Builder Application Rates during the plant's entire life cycle.*



0 - 0 - 1

# VITATHRIVE

- + ADDITIVE NUTRIENT
- VEGETATIVE STAGE
- LIQUID FERTILIZER

## FOR USE IN



## WHAT IT IS

Vitathrive Propagation Fertilizer is our comprehensive additive blend of vitamins and minerals formulated for the vegetative stage of plant growth. It is designed to reinforce plant health and support essential functions.

## HOW DOES IT WORK?

Vitathrive Propagation Fertilizer is our propagation supplement that contains a full complement of b-vitamins and elements that aid the plant through the vegetative stage. The benefits from Vitathrive come from the carefully selected combination of elements that each serve a unique function for plant health and development. One of the main components of Vitathrive, vitamin B1, helps reduce the stresses that come from rapid cell growth, environmental conditions, and heavy fruit loads. The added vitamin B2 will boost the plant's natural defences against pathogens and insects. This is essential for plants still in the early weeks of the grow stage, as they are more susceptible to these issues. Vitamin B6 and vitamin B12 support numerous metabolic enzymes that help the plant break down molecules for easier absorption. We also include added potassium (K), which boosts the plant's immunity response and helps strengthen cell walls to support larger yields. Vitathrive ensures your plants get all the support they need to for rapid growth.

## HOW TO USE IT?

Apply at a rate of 1-2 ml/L (4-8 ml/Gal) throughout the entire vegetative cycle. Refer to our feed programs for more specific measurements to achieve the best results.

*For optimal results follow the Vitathrive Application Rates during the plant's entire life cycle.*





# MAINTENANCE

Some of our products specialize in maintaining or preserving a particular area in a plant's life cycle, such as pH levels.



# pH DOWN\*

- ✔ MAINTENANCE PRODUCT
- ✔ VEGETATIVE STAGE
- ✔ FLOWERING STAGE

## FOR USE IN



## WHAT IT IS

pH Down is our highly concentrated premium acid formula made to help maintain and lower the pH of a nutrient solution. Adjusting the pH to the optimal levels ensures your plants uptake the essential nutrients needed for all stages of growth.

## HOW DOES IT WORK?

pH is a measurement of the acidity or alkalinity of your water or nutrient solution on a scale of 0-14. The level of your pH is an essential factor in deciding which nutrients are available for your plants to uptake, as certain nutrients will be easier to absorb at certain pH levels. Maintaining a stable and safe level of pH between 5.8-6.4 ensures that essential elements are available and can be absorbed by the plant. A grower may have to adjust the pH levels of their solution for a number of reasons, such as the source of water being used or nutrients added. Plants growing outside of the optimal pH range will see slower growth and nutrient deficiencies. Our premium concentrated pH Down offers a clean formula for growers needing to safely lower the pH levels in their garden.

## HOW TO USE IT?

Add a few drops of pH Down to your nutrient solution to lower the pH levels. Test pH every few drops until the desired pH level is reached. The pH level should be checked daily. Do not mix with pH Up.

*For optimal results follow the pH Down Application Rates during the plant's entire life cycle.*



# pH UP

- ✔ MAINTENANCE PRODUCT
- ✔ VEGETATIVE STAGE
- ✔ FLOWERING STAGE

## FOR USE IN



## WHAT IT IS

pH Up is our highly concentrated premium base formula made to help maintain and increase the pH of a nutrient solution. Adjusting the pH to the optimal levels ensures your plants uptake the proper nutrients needed for all stages of growth.

## HOW DOES IT WORK?

pH is a measurement of the acidity or alkalinity of your water or nutrient solution on a scale of 0-14. The level of your pH is an essential factor in deciding which nutrients are available for your plants to uptake, as certain nutrients will be easier to absorb at certain pH levels. Maintaining a stable and safe level of pH between 5.8-6.4 ensures that essential elements are available and can be absorbed by the plant. A grower may have to adjust the pH levels of their solution for a number of reasons, such as the source of water being used or nutrients added. Plants growing outside of the optimal pH range will see slower growth and nutrient deficiencies. Our premium concentrated pH Up offers a clean formula for growers needing to safely increase the pH levels in their garden.

## HOW TO USE IT?

Add a few drops of pH Up to your nutrient solution to increase the pH levels. Test pH every few drops until the desired pH level is reached. The pH level should be checked daily. Do not mix with pH Down.

*For optimal results follow the pH Up Application Rates during the plant's entire life cycle.*





# STARTER KITS

These starter kits are a great taster of what GreenPlanet Nutrients feed programs can do.

# 1 PART STARTER KIT

## **MEDI ONE**

- **BASE NUTRIENT**
- +
- **ADDITIVE NUTRIENT**
- **VEGETATIVE STAGE**
- **FLOWERING STAGE**

### FOR USE IN



### WHAT IT IS

The 1 Part Medi One Kit is our convenient and ready to use kit with a base nutrient formulated for the medical grower. This starter kit comes with Medi One and a selection of our finest additives to help you maximize your yields.

### HOW DOES IT WORK?

Our 1 Part Medi One Kit comes with the nutrients you need to grow from seed to harvest. Medi One is our complete 1 part base nutrient that has a fully balanced blend of all-natural ingredients that produce vigorous growth in the vegetative stage and resinous aromatic flora production in the flowering stage. Massive Bloom Formulation is our premier flowering additive designed to encourage budding, help facilitate bulking, and the ripening of flowering plants. Rezin is our terpene enhancer formulated to enhance the natural processes within flowering plants that produce flavour and aroma. Liquid Weight is our blend of simple and complex carbohydrates that support the plant and beneficial microbial life in the root zone. This leads to an increase in the absorption of essential nutrients that help develop impressive aromatic flowers and fruits. Ocean Magic provides a wealth of natural ingredients that support several functional properties such as, rooting, reduction of environmental and plant stress, as well as the increase of overall vitality within your plants.

### HOW TO USE IT?

This kit includes the necessary nutrients to follow the Medi One Feed Program. Refer to the Medi One Feed Program for application rates during each week of plant growth for each product.

*For optimal results follow the Medi One Feeding Program during the plant's entire life cycle.*

### For more information see pages:





Medi One .....	07
Massive.....	22
Liquid Weight.....	21
Ocean Magic.....	22
Rezin.....	26





# 2 PART STARTER KIT

## **DUAL FUEL**

-  **BASE NUTRIENT**
-  **ADDITIVE NUTRIENT**
-  **VEGETATIVE STAGE**
-  **FLOWERING STAGE**

### FOR USE IN



### WHAT IT IS

The 2 Part Dual Fuel Kit is our convenient and ready to use kit for growers wanting to bring more simplicity to their grow. This starter kit comes with Dual Fuel and a selection of our finest additives to help you maximize your yields.

### HOW DOES IT WORK?

Our 2 Part Dual Fuel Starter Kit comes with the nutrients you need to grow seed to harvest. Dual Fuel is our 2 part base nutrient that is easy and simple to use. Whether you're a novice or master grower, Dual Fuel can be tailored to the demands of your grow. Massive Bloom Formulation is our premier flowering additive designed to encourage budding, help facilitate bulking, and the ripening of flowering plants. Rezin is our terpene enhancer formulated to enhance the natural processes within flowering plants that produce flavour and aroma. Liquid Weight is our blend of simple and complex carbohydrates that support the plant and beneficial microbial life in the root zone. This leads to an increase in the absorption of essential nutrients that help develop impressive aromatic flowers and fruits. Vitathrive Propagation Solution is our comprehensive additive blend of vitamins and minerals formulated for the vegetative stage of plant growth. It is designed to reinforce plant health and support essential functions.

### HOW TO USE IT?

This kit includes the necessary nutrients to follow the Dual Fuel Feed Program. Refer to the Dual Fuel Feed Program for application rates during each week of plant growth for each product.

*For optimal results follow the Dual Fuel Feeding Program during the plant's entire life cycle.*

### For more information see pages:

Dual Fuel .....	08
Massive.....	22
Liquid Weight.....	21
Rezin.....	26
Vitathrive.....	28



# 3 PART STARTER KIT **GP3**

- **BASE NUTRIENT**
- + **ADDITIVE NUTRIENT**
- 🌱 **VEGETATIVE STAGE**
- 🌸 **FLOWERING STAGE**

## FOR USE IN



## WHAT IT IS

The 3 Part GP3 Kit is our convenient and ready to use kit for growers wanting a dedicated grow, bloom, and micro formula. This starter kit comes with GP3 and a selection of our finest additives to help your plants reach their full potential.

## HOW DOES IT WORK?

Our 3 Part GP3 Kit comes with the nutrients you need to grow from seed to harvest. GP3 is our unparalleled 3 part base nutrient that consists of a combination of primary, secondary, and micronutrients in three separate formulas: Grow, Micro, and Bloom. This formula contains no synthetic dyes or carbonates. Massive Bloom Formulation is our premier flowering additive designed to encourage budding, help facilitate bulking, and the ripening of flowering plants. Rezin is our terpene enhancer formulated to enhance the natural processes within flowering plants that produce flavour and aroma. Liquid Weight is our blend of simple and complex carbohydrates that support the plant and beneficial microbial life in the root zone. This leads to an increase in the absorption of essential nutrients that help develop impressive aromatic flowers and fruits. Vitathrive Propagation Solution is our comprehensive additive blend of vitamins and minerals formulated for the vegetative stage of plant growth. It is designed to reinforce plant health and support essential functions.


## HOW TO USE IT?

This kit includes the necessary nutrients to follow the GP3 Feed Program. Refer to the GP3 Feed Program for application rates during each week of plant growth for each product.

*For optimal results follow the GP3 Feeding Program during the plant's entire life cycle on pages.*

## For more information see pages:

GP3 .....	09,10,11
Massive.....	22
Liquid Weight.....	21
Rezin.....	26
Vitathrive.....	28



# NUTRIENT FEED PROGRAMS

At GreenPlanet Nutrients, our experts have devised 5 different feed programs guaranteed to increase your yields. Each feed program uses one of our base nutrients along with tailored additives. These easy to follow Feed Programs are available on: <https://greenplanetnutrients.com/feed-programs/>



Scan the QR Code for information

## NEED HELP?

Whether you are new to cultivation or a seasoned grower, we know that growing can be a tricky endeavour. That is why our team is here to help you with any issues or questions you have. We can be contacted directly to support you through your grow at [usinfo@mygreenplanet.com](mailto:usinfo@mygreenplanet.com)

Follow our social media accounts for growing tips and advice to get the most out of our products and maximize your yields. We have new content posted daily through all our channels to make sure you are up to date on the latest information.



[@greenplanetnutrientsofficial](https://www.facebook.com/greenplanetnutrientsofficial)



[@gpnutrients](https://twitter.com/gpnutrients)



[GreenPlanet Nutrients](https://www.youtube.com/GreenPlanetNutrients)



[@greenplanetnutrients](https://www.instagram.com/greenplanetnutrients)

# INDEX

## Products by Alphabetical Order

PRODUCT NAME	PAGE	NPK	PLANT STAGE	NUTRIENT TYPE	FERTILIZER TYPE	FOR USE IN					
						OUTDOOR	HYDROPONIC SYSTEMS	OPEN SYSTEMS	CLOSED SYSTEMS	SOIL/ SOILLESS	FOLIAR FEED
Backcountry Blend Grow	12	16-10-8	Vegetative	Base	Dry	YES	NO	NO	NO	YES	NO
Backcountry Blend Bloom	13	8-12-16	Flowering	Base	Dry	YES	NO	NO	NO	YES	NO
Backcountry Blend Boost	15	0-18-19	Flowering	Additive	Dry	YES	NO	NO	NO	YES	NO
Bud Booster	16	1-50-30	Flowering	Additive	Dry	YES	YES	YES	YES	YES	NO
Dual Fuel 1 & 2	08	DF 1: 5-0-1 DF 2: 0-3-6	Vegetative, Flowering	Base	Liquid	NO	YES	YES	YES	YES	NO
GPF	18	0-1-1	Vegetative, Flowering	Additive	Liquid	NO	YES	YES	YES	YES	YES
GPH	19	0-0-1	Vegetative, Flowering	Additive	Liquid	YES	NO	NO	NO	YES	NO
GP3 Grow	09	2-1-6	Vegetative, Flowering	Base	Liquid	NO	YES	YES	YES	YES	NO
GP3 Bloom	10	0-5-4	Vegetative, Flowering	Base	Liquid	NO	YES	YES	YES	YES	NO
GP3 Micro	11	5-0-1	Vegetative, Flowering	Base	Liquid	NO	YES	YES	YES	YES	NO
Horti rawK	17	0-0-62	Flowering	Additive	Dry	YES	YES	YES	YES	YES	NO
Karbo Boost	20	-	Flowering	Additive	Dry	YES	YES	YES	YES	YES	NO
Liquid Weight	21	-	Flowering	Additive	Liquid	NO	YES	YES	YES	YES	NO
Massive	22	1-2-3	Flowering	Additive	Liquid	NO	YES	YES	YES	YES	NO
Medi One	07	4-3-3	Vegetative, Flowering	Base	Liquid	YES	NO	NO	NO	YES	NO
Ocean Magic	23	0-0-5	Vegetative, Flowering	Additive	Liquid	NO	YES	YES	YES	YES	YES
PK Spike	24	0-14-15	Flowering	Additive	Liquid	NO	YES	YES	YES	YES	NO
Pro Cal	25	2-0-0	Vegetative, Flowering	Additive	Liquid	NO	YES	YES	YES	YES	NO
pH Down	30	-	Vegetative, Flowering	Maintenance	Liquid	NO	YES	YES	YES	YES	NO
pH Up	31	-	Vegetative, Flowering	Maintenance	Liquid	NO	YES	YES	YES	YES	NO
Rezin	26	-	Flowering	Additive	Liquid	NO	YES	YES	YES	YES	NO
Root Builder	27	-	Vegetative, Flowering	Additive	Liquid	NO	YES	YES	YES	YES	NO
Vitathrive	28	0-0-1	Vegetative	Additive	Liquid	NO	YES	YES	YES	YES	NO
1 Part Medi One Starter Kit	33		Vegetative, Flowering	Base, Additive	Liquid	YES	NO	NO	YES	YES	NO
2 Part Dual Fuel Starter Kit	34		Vegetative, Flowering	Base, Additive	Liquid	NO	YES	YES	YES	YES	NO
3 Part GP3 Starter Kit	35		Vegetative, Flowering	Base, Additive	Liquid	NO	YES	YES	YES	YES	NO
Useful Information	36	Nutrient Feed Program and Support									
Get To Know Our Icons	05	Our Icon Explainer Page helps you Find the Right Nutrients.									













Quality Focused. Results Based.